



The webinar will begin shortly

Thank you for your patience

Beyond Performance:

How investors and consultants are evaluating Fixed Income strategies in a new era of rates



insti7



Anahita Beigui

Director of Sales,
Asset Owners and
Consultants, Nasdaq
eVestment



Stijn Lock

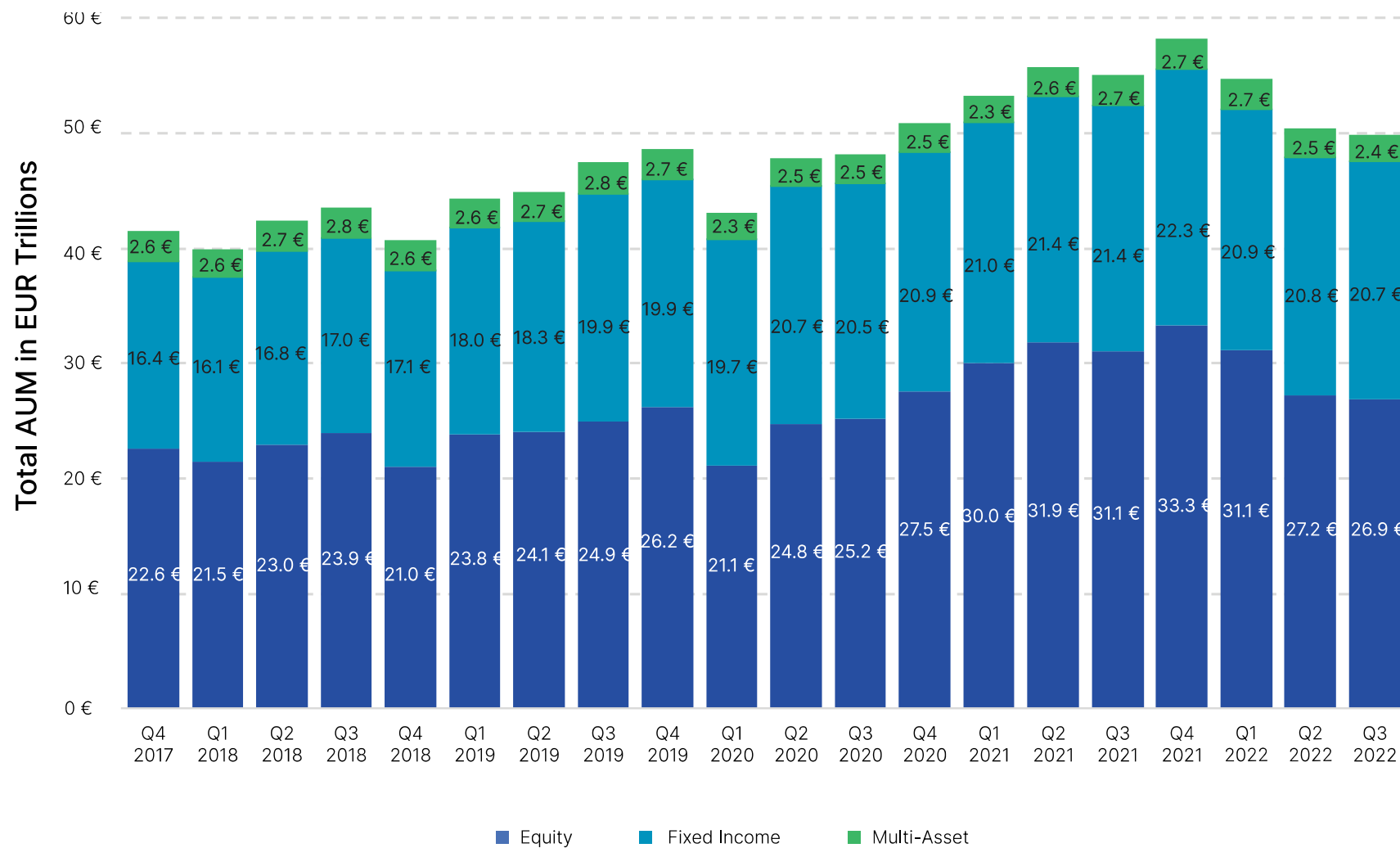
Investment
Consultant, Insti7

eVestment is at the center of the global institutional ecosystem



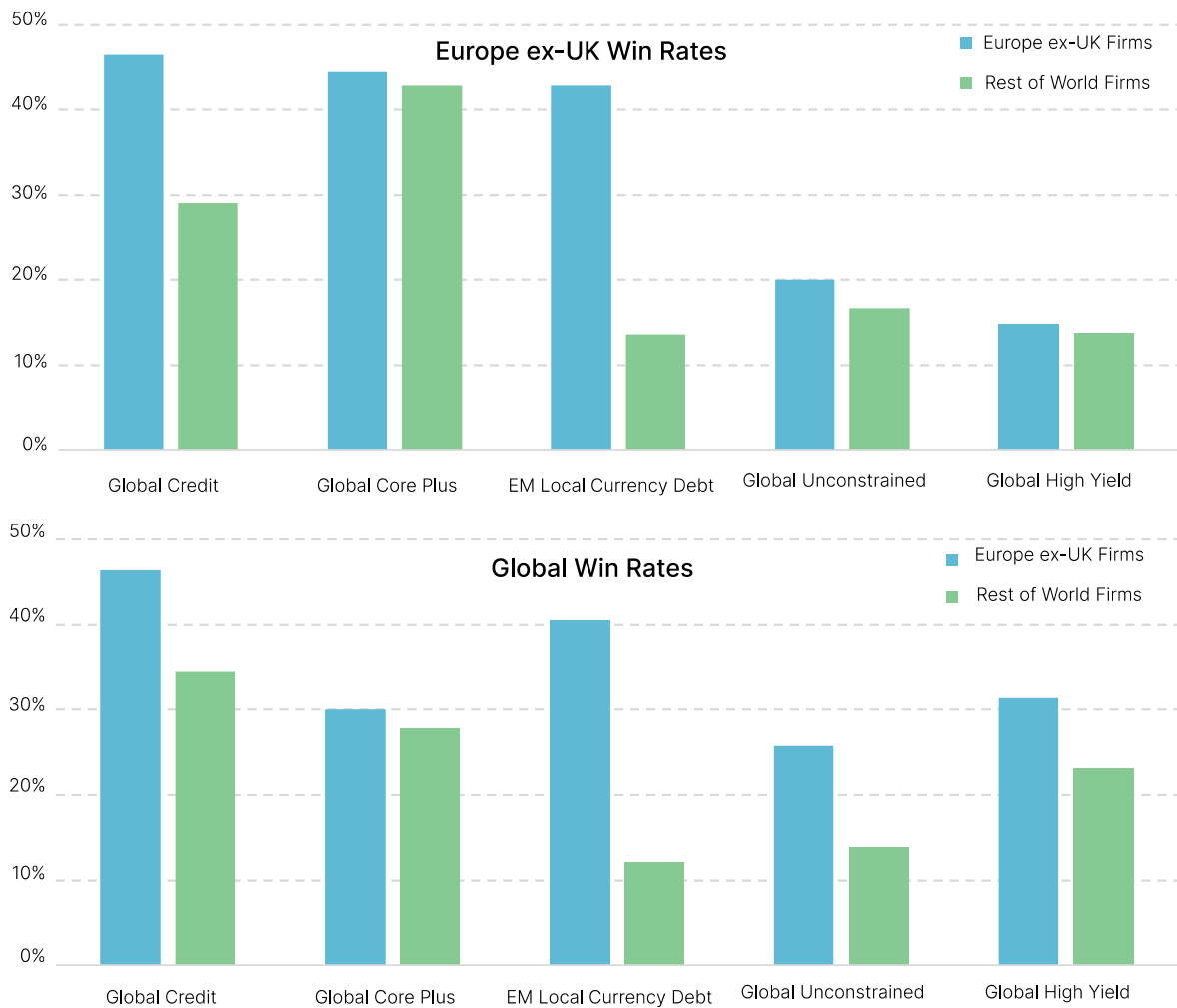
Global Long-Only AUM

Total long-only assets under management reported to Nasdaq eVestment



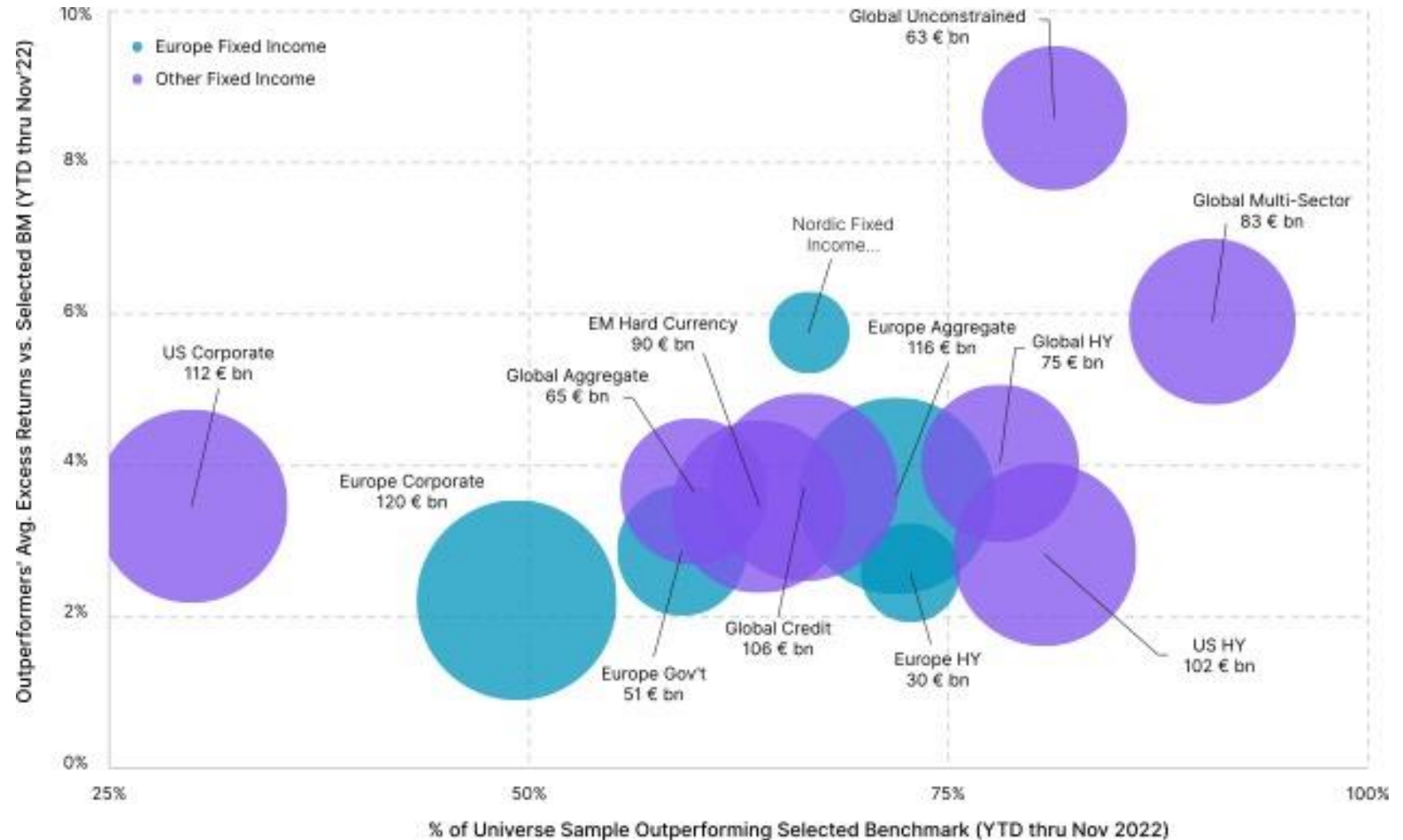
European Firms Are Competitive in Domestic and International Markets

% of products with net inflows from Continental European investors (top) and all investors (bottom), YTD 2022 through Q3



Communicating the Benefits of Active Management in Unfriendly Market Environments

% of strategies outperforming benchmarks vs. average excess return of outperformers; Bubbles indicate Europe ex-UK investor AUM, Gross EUR returns YTD 2022 thru Nov



What Do European Investors & Consultants Care About Most?

Fields used by Europe ex-UK investors and consultants to search for their preferred products on eVestment database

Top 10 Firm Fields	% of Total
Total AUM	39.9%
Country	7.8%
Key Professional Full Name	6.9%
City	5.3%
% Employee Owned	3.8%
Year Founded	3.3%
Gross Revenue	2.1%
Geographic Areas of Business Operations	1.6%
Total Institutional AUM	1.1%
Average Years Experience: PMs	0.9%
Does Firm Have Minority/Female Ownership?	0.9%

10 Product Fields Firm Fields	% of Total
Total AUM	23.0%
Preferred Benchmark	7.5%
Investment Geography	4.4%
Product Inception Date	4.0%
Asset Class	3.2%
Portfolio Management Strategy	2.7%
Primary Investment Approach	2.5%
Default Reporting Method	2.4%
Primary Universe	1.6%
Base Currency	1.0%

Top 10 Fixed Income Fields	% of Total
Fixed Income Duration Emphasis	18.6%
Fixed Income Style Emphasis	17.2%
HY Corporate Allocation (%)	12.9%
Credit Quality/Approach	9.1%
Cash Allocation (%)	6.5%
Securitized Debt Allocation (%)	3.8%
Government Debt Allocation (%)	3.5%
Minimum Issue Quality	3.2%
IG Corporate Allocation (%)	3.1%
Modified Duration (Years)	1.2%

ESG and D&I Input Expansion

Institutional Investors & Consultants are seeking greater transparency on ESG risks – and now managers have more opportunity to tell their story. Over 100 new questions across ESG and D&I are now in Nasdaq eVestment, to be released late Q1 on the platform.

ESG Highlights

- Deeper data on proxy voting & engagement
- Expanded info on team incentives to consider ESG in the investment process
- New climate sections on both firm and product levels

D&I Highlights

- New questionnaire at the firm level (Diversity statistics, ownership diversity, Board of directors' diversity statistics)
- Managers can now break out demographics in more ways: owners, board, and key decision-makers
- New policy questions added

Fixed Income ESG Highlights

- Exposure to Green Revenues (%)
- Does the strategy invest in assets labelled green bonds, social bonds and/or sustainability bonds by the issuers?
- If yes, what proportion of the strategy's total assets are labelled green bonds/ social bonds/ sustainable bonds?
- Describe the kinds of "green" revenue this strategy supports

